Micra Fire Pty Ltd
11/35 Dunlop Road Mulgrave VIC 3170
43 661 051 494
03 9590 6100
service@micrafire.com.au
www.micraservice.com.au

SERVICE REPORT

Australian Unity - Victoria Grange Residential Village (RC)

COMM CENTRE, BLOCK A,B,C
502-514 Burwood Highway
Vermont South
Victoria 3133

Report Number R-00836
Reference VICGR-RC2401136
Service Date: 10th September 2024

Scope of Works

15 - Emergency escape lighting and exit signs (2012): Six-monthly (115)

0	Critical Defects	A defect that renders a system inoperative.
2	Non-critical Defects	A system impairment not likely to critically affect the operation of the system.
0	Non-conformances	Missing information or incorrect feature that does not affect the system operation.
0	Recommendations	A modification suggested to improve the system performance.
0	Informational Notes	Detailed advice or general comment.
114	Passed Assets	

Servicing Summary

Service	Asset	Quantity
15 - Emergency escape lighting and exit signs (2012): Six-monthly	15 - Emergency - Exit Signs	40
15 - Emergency escape lighting and exit signs (2012): Six-monthly	15 - Emergency - Lighting	75

Maintenance

15 - Emergency escape lighting and exit signs (2012): Six-monthly

AS2293.2-2019 - Emergency escape lighting and exit signs for buildings

Asset		Status
9 - Exit Sign Blade (Recessed) - Exit	C block lower ground floor	PASS
15 - Exit Sign Quick Fit (Ceiling Mount) - Exit	C block lower ground carpark	PASS
12 - Exit Sign Quick Fit (Ceiling Mount) - Exit	C block lower ground carpark	PASS
7 - Exit Sign Blade (Ceiling Mount) - Exit	C block lower ground hallway	PASS
6 - Exit Sign Blade (Ceiling Mount) - Exit	C block lower ground front entrance	PASS
11 - Exit Sign Blade (Recessed) - Exit	C block lower ground floor	PASS
3 - Exit Sign Blade (Recessed) - Exit	C block ground	PASS

Asset		Status
2 - Exit Sign Blade (Ceiling Mount) - Exit	C block level 1	PASS
11 - Exit Sign Quick Fit (Wall Mount) - Exit	B block lower ground car park	PASS
10 - Exit Sign Blade (Recessed) - Exit	B block lower ground floor	PASS
9 - Exit Sign Blade (Recessed) - Exit	B block lower ground floor	PASS
6 - Exit Sign Blade (Recessed) - Exit	B block lower ground near stair	PASS
3 - Exit Sign Blade (Recessed) - Exit	B block ground	PASS
2 - Exit Sign Blade (Ceiling Mount) - Exit	B block level 1 next to lift	PASS

Asset		Status
16 - Exit Sign Quick Fit (Ceiling Mount) - Exit	Block A Lower Ground carpark	PASS
15 - Exit Sign Quick Fit (Ceiling Mount) - Exit	Block A Lower Ground carpark	PASS
12 - Exit Sign Quick Fit (Ceiling Mount) - Exit	Block A Lower Ground carpark	PASS
11 - Exit Sign Quick Fit (Wall Mount) - Exit	A block lower ground car park	PASS
8 - Exit Sign Blade (Recessed) - Exit	A block lower ground floor	PASS
		
5 - Exit Sign Blade (Recessed) - Exit	A block ground floor	PASS
4 - Exit Sign Blade (Recessed) - Exit	A block ground floor	PASS

Asset		Status
3 - Exit Sign Blade (Recessed) - Exit	A block ground floor	PASS
2 - Exit Sign Quick Fit (Ceiling Mount) - Exit	A block first floor	PASS
59 - Exit Sign Quick Fit (Ceiling Mount) - Exit	Community centre, main switch room	PASS
60 - Exit Sign Quick Fit (Ceiling Mount) - Exit	Community centre, basement storeroom	PASS
53 - Exit Sign Quick Fit (Ceiling Mount) - Exit	Lower ground carpark east	PASS
56 - Exit Sign Quick Fit (Ceiling Mount) - Exit	Lower ground main switch room	PASS
48 - Exit Sign Quick Fit (Ceiling Mount) - Exit	Lower ground exit to pool from car park	PASS

Asset		Status
46 - Exit Sign Weatherproof (Wall Mount) - Exit	Exit from pool to car park	PASS
41 - Exit Sign Blade (Ceiling Mount) - Exit	Community centre, in lift lobby	PASS
38 - Exit Sign Blade (Recessed) - Exit	Community centre, to outsde near lift	PASS
35 - Exit Sign Quick Fit (Wall Mount) - Exit	Community centre, outside lift	PASS
27 - Exit Sign Blade (Ceiling Mount) - Exit	Community centre, dining hallway	PASS
		
24 - Exit Sign Blade (Recessed) - Exit	Community centre, main hallway	PASS
18 - Exit Sign Quick Fit (Ceiling Mount) - Exit	Community centre, main hallway	PASS

Asset		Status
14 - Exit Sign Blade (Recessed) - Exit	Community centre hallwy south	PASS
2 - Exit Sign Blade (Recessed) - Exit	Community centre, main office	PASS
10 - Exit Sign Blade (Recessed) - Exit	Community centre library north	PASS
6 - Exit Sign Blade (Ceiling Mount) - Exit	Community centre library north	PASS
1 - Exit Sign Quick Fit (Wall Mount) - Exit	Community centre front entrance	PASS
16 - Emergency Lighting Spitfire - (Surface Mount)	C block lower ground carpark potting shed	PASS
10 - Emergency Lighting Spitfire (Flush Mount)	C block lower ground floor	PASS

Asset		Status
14 - Emergency Lighting 4FT - Single Diffused Batten	C block lower ground carpark	PASS
13 - Emergency Lighting 4FT - Single Diffused Batten	C block lower ground carpark	PASS
8 - Emergency Lighting Spitfire - (Surface Mount)	C block lower ground hallway	PASS
5 - Emergency Lighting Spitfire (Flush Mount)	C block lower ground in front of lift	PASS
4 - Emergency Lighting Spitfire (Flush Mount)	C block ground	PASS
1 - Emergency Lighting Spitfire (Flush Mount)	C block level 1	PASS
13 - Emergency Lighting 4FT - Twin Diffused Batten	B block lower ground car park	PASS

Asset		Status
103 - Emergency Lighting 4FT - Single Weatherproof Batten	B block lower ground car park	PASS
8 - Emergency Lighting Spitfire (Flush Mount)	B block lower ground	PASS
7 - Emergency Lighting Spitfire (Flush Mount)	B block lower ground near stair	PASS
		
5 - Emergency Lighting Spitfire (Flush Mount)	B block lower ground	PASS
4 - Emergency Lighting Spitfire (Flush Mount)	B block ground	PASS
1 - Emergency Lighting Spitfire (Flush Mount)	B block level above stairs	PASS
14 - Emergency Lighting 4FT - Single Weatherproof Batten	Block A Lower Ground carpark	PASS

Asset		Status
13 - Emergency Lighting 4FT - Single Weatherproof Batten	Block A Lower Ground carpark	PASS
10 - Emergency Lighting Spitfire (Flush Mount)	Block A Lower Ground front of lift	PASS
		
9 - Emergency Lighting Spitfire (Flush Mount)	Block A Lower Ground Stairwell	PASS
6 - Emergency Lighting Spitfire (Flush Mount)	Block A ground floor lobby	PASS
7 - Emergency Lighting Spitfire (Flush Mount)	Block A bottom of stairs	PASS
1 - Emergency Lighting Spitfire (Flush Mount)	A block first floor above stair	PASS
16 - Emergency Lighting Spitfire (Flush Mount)	Community centre office behind reception	PASS
65 - Emergency Lighting Spitfire - (Surface Mount)	Community centre mech plantroom	PASS

Asset		Status
63 - Emergency Lighting Spitfire - (Surface Mount)	Community centre pool plant	PASS
64 - Emergency Lighting Spitfire - (Surface Mount)	Community centre pool plant room	FAIL

Non-critical defect
ID: 1565

Added: 10th Sep 2024 12:42PM
Last Verified: 10th Sep 2024 12:43PM

Description:
Emergency luminaire or exit sign did not meet the in-service duration of 90 minutes

Resolution:

Location:
Community centre Pool plant room

Click photos to enlarge

43B - Emergency Lighting Spitfire (Flush Mount)	Pool toilets	PASS
43a - Emergency Lighting Spitfire (Flush Mount)	Community centre pool toilet	PASS
57 - Emergency Lighting 4FT - Twin Diffused Batten	Community centre, car park 4	PASS
54 - Emergency Lighting 4FT - Twin Diffused Batten	Community centre, out front of carpark 7	PASS

Asset		Status
58 - Emergency Lighting 4FT - Twin Diffused Batten	Community centre, switchroom	PASS
61 - Emergency Lighting 4FT - Twin Diffused Batten	Community centre, basement storeroom	PASS
		
62 - Emergency Lighting 4FT - Twin Diffused Batten	Community centre, basement storeroom	PASS
52 - Emergency Lighting 4FT - Twin Diffused Batten	Lower ground carpark east	PASS
51 - Emergency Lighting 4FT - Twin Diffused Batten	Lower ground carpark east	PASS
50 - Emergency Lighting 4FT - Twin Diffused Batten	Lower ground carpark east	PASS

Asset		Status
55 - Emergency Lighting 4FT - Twin Diffused Batten	Community centre, main switch room	PASS
49 - Emergency Lighting Spitfire (Flush Mount)	Community centre, men shed	PASS
47 - Emergency Lighting Spitfire (Flush Mount)	Community centre, carpark entry	PASS
44a - Emergency Lighting Spitfire - (Surface Mount)	Community centre, pool south	PASS
44 - Emergency Lighting Spitfire - (Surface Mount)	Pool north	PASS
45 - Emergency Lighting Spitfire - (Surface Mount)	Community centre, pool north west	PASS
43 - Emergency Lighting Spitfire (Flush Mount)	Community centre, hallway outside toilet	PASS

Asset		Status
		
42 - Emergency Lighting Spitfire (Flush Mount)	Community centre, gym	PASS
		
40 - Emergency Lighting Spitfire (Flush Mount)	Community centre, salon	PASS
		
39 - Emergency Lighting Spitfire (Flush Mount)	Community centre, therapy	PASS
37 - Emergency Lighting Spitfire (Flush Mount)	Community centre, out front of lift	PASS
36 - Emergency Lighting Spitfire (Flush Mount)	Community centre, rear stair	PASS
34 - Emergency Lighting Spitfire (Flush Mount)	Community centre,out front of lift	PASS
		

Asset		Status
33 - Emergency Lighting Spitfire (Flush Mount)	Community centre, above pool table	PASS
32 - Emergency Lighting Spitfire (Flush Mount)	Community centre, main hallway, north	PASS
31 - Emergency Lighting Spitfire (Flush Mount)	Community centre, main hallway	PASS
		
30 - Emergency Lighting Spitfire (Flush Mount)	Community centre, games room north	PASS
22A - Emergency Lighting Spitfire (Flush Mount)	Community centre, main hallway	PASS
29 - Emergency Lighting Spitfire (Flush Mount)	Community centre, games room south	PASS
26 - Emergency Lighting Spitfire (Flush Mount)	Community centre kitchen	PASS

Asset		Status
		
28 - Emergency Lighting Spitfire (Flush Mount)	Community centre, dining north	PASS
25 - Emergency Lighting Spitfire (Flush Mount)	Community centre, dining south	PASS
22 - Emergency Lighting Spitfire (Flush Mount)	Community centre outside toilets	PASS
21 - Emergency Lighting Spitfire (Flush Mount)	Community centre male toilet	PASS
23 - Emergency Lighting Spitfire (Flush Mount)	Community centre, main hallway	PASS
		
20 - Emergency Lighting Spitfire (Flush Mount)	Community centre unisex toilets	PASS
		

Asset		Status
19 - Emergency Lighting Spitfire (Flush Mount)	Community centre female toilets	PASS
17 - Emergency Lighting Spitfire (Flush Mount)	Community centre hallway	PASS
5 - Emergency Lighting Spitfire (Flush Mount)	Community centre, main office	PASS
16 - Emergency Lighting Spitfire (Flush Mount)	Community centre office behind reception	PASS
4 - Emergency Lighting Spitfire (Flush Mount)	Community centre, main office	PASS
		
3 - Emergency Lighting Spitfire (Flush Mount)	Community centre, main office	PASS
		
15 - Emergency Lighting Spitfire (Flush Mount)	Community centre hallwy south	PASS

Asset		Status
		
13 - Emergency Lighting Spitfire (Flush Mount)	Community centre library west	PASS
12 - Emergency Lighting Spitfire (Flush Mount)	Community centre library kitchenette	PASS
11 - Emergency Lighting Spitfire (Flush Mount)	Community centre library north	PASS
9 - Emergency Lighting Spitfire (Flush Mount)	Community centre library east	PASS
8 - Emergency Lighting Spitfire (Flush Mount)	Community centre library centre	FAIL
		

Asset	Status

Non-critical defect
ID: 1566

Added: 10th Sep 2024 12:45PM
Last Verified: 10th Sep 2024 12:45PM

Description:
Emergency luminaire or exit sign did not meet the in-service duration of 90 minutes

Resolution:

Location:
Community centre library

Click photos to enlarge

7 - Emergency Lighting Spitfire (Flush Mount)	Community centre library south	PASS

Signoff

Maintenance has been carried out in accordance with Part 15 of the Victorian Building Regulations 2018.

Technician	Date/Time	Accreditations	Signature
Micra Service Technician	10th Sep 2024 12AM		
Mike Alford	10th Sep 2024 12AM		

Company Accreditations: